




DEXTER EXPRESS T-30X2 STACK INDUSTRIAL ON-PREMISE DRYER

**Dexter On-Premise Dryers Are Designed, Tested
And Manufactured To Ensure Superior Drying**



DEXTER 30LB STACK OPL DRYER FEATURES:

RELIABLE DESIGN:

- Heavy-Duty Bearings In a Cast Iron Bearing Housing
- Welded Steel Spider And Shaft
- Single Gas, Electrical, And Venting Connections Simplify Installation

PERFORMANCE FEATURES

- Perforated Drums And Balanced Airflow
- Easy to Modify Cycle Times, Temperatures And Cool Down
- Extra Large Lint Screens Are Easy To Clean And Maintain
- High Efficiency Recirculating Air Design Reduces Gas Usage

OPTIONS:

- White Or Stainless Steel Front Panels
- Galvanized Or Stainless Steel Cylinders
- Available As Natural Gas (Propane Kits Available)
- Capacities Available: Single Pocket 30lb, 50lb, 80lb, 120lb,
30lb Stack And 50lb Stack

Ask your Dexter Authorized Distributor For More Details!

www.dexter.com



1- 800-524-2954

EMPLOYEE OWNED

MADE IN THE U.S.A. • SINCE 1894



T-30x2 Stack Dexter OPL Dryer Specifications

Dimensions / Capacity

Dry Weight Capacity - lb (kg)	2x30 lb	(2x13.6 kg)
Cabinet Height - in (cm)	76.25"	(193.7 cm)
Cabinet Width - in (cm)	31.5"	(80.0 cm)
Overall Depth - in (cm)	50.0"	(127.0 cm)
Door Opening - in (cm)	22.69"	(22.69 cm)
Cylinder Diameter - in (cm)	30.0"	(76.2 cm)
Cylinder Depth - in (cm)	27.5"	(69.9 cm)
Cylinder Volume - cu.ft. (liters)	11.25 cu.ft.	(318.6 l)
Tumbler Speed	47 RPM	
Airflow - cfm (M3/min)		
60Hz	600 cfm	(17.0 M3/min)
50Hz	500 cfm	(14.2 M3/min)
Lint Screen Area	453 sq.in.	(2922.57 sq.cm)
Net Weight - lb (kg)	699 lbs	(317.1 kg)
Shipping Dimensions:		
Shipping Weight	750 lbs	(340.2 kg)
Height - in (cm)	81.25"	(206.38 cm)
Width - in (cm)	33"	(83.22 cm)
Depth - in (cm)	56"	(142.2 cm)

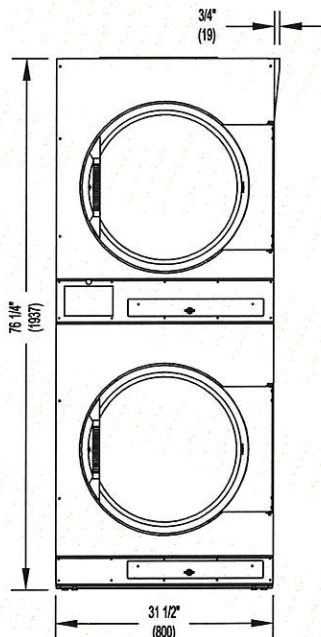
BTU's / Circuit Breaker / Running Amps / Wire Size

Gas Supply Connection -	0.5"	(12.7 mm)
Natural Gas Supply - (water column)		
LP Gas Supply - (water column)	4 - 10"	(10.2 - 25.4 cm)
	11.5 - 14"	(29.2 - 35.5 cm)
Gas Models	60 Hz - 90,000 BTU/hr (26.4 kW) / pocket	
	50 Hz - 72,000 BTU/hr (21.1 kW) / pocket	
Gas		
-11 (208/240/60/1 - 2 wire + ground)	15 amp / 10.0 amp / #12	
-59 (230/50/1 - 2 wire + ground)	15 amp / 10.0 amp / #12	
Electric (per pocket)		
-16FC (208/60/3 - 4 wire + ground) - 24kW	90 amp / 85 amp / #2	
-18FD (240/60/3 - 4 wire + ground) - 24kW	80 amp / 75 amp / #3	
-60FA (208/60/1 - 3 wire + ground) - 20kW	125 amp / 120 amp / #1/0	
-61FB (240/60/1 - 3 wire + ground) - 20kW	110 amp / 105 amp / #1/0	
-64FN (400/50/3 - 4 wire + ground) - 24kW	50 amp / 44 amp / # 6	

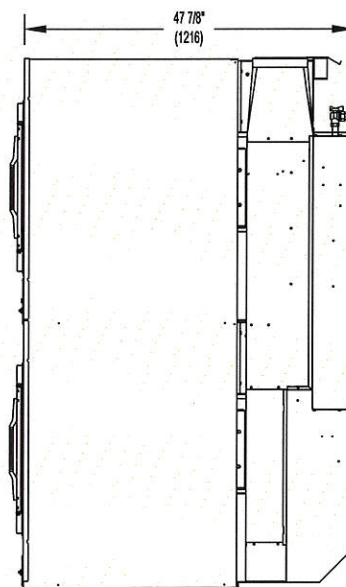
Installation Recommendations

Clearance Behind Machines	18"	(45.7 cm)
Make-up Air Req. (pocket)	1.5sq.ft.	(1394 sq.cm)
Exhaust Size - in (cm)	8"	(20.3 cm)

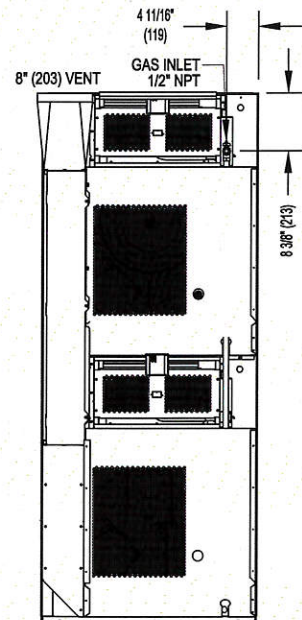
Approvals**



Front



Side



Back